



General information about company	
Scrip code	514223
NSE Symbol	
MSEI Symbol	
ISIN	INE410D01017
Name of the company	Ramgopal Polytex Limited
Whether company is SME	No
Class of Security	Equity Shares
Type of report	Quarterly
Quarter Ended / Half year ended/Date of Report (For Prelisting / Allotment)	30-09-2021
Date of allotment / extinguishment (in case Capital Restructuring selected) / Listing Date	
Shareholding pattern filed under	Regulation 31 (1) (b)
Whether the listed entity is Public Sector Undertaking (PSU)?	No



Declaration					
Sr. No.	Particular	Yes/No	Promoter and Promoter Group	Public shareholder	Non Promoter-Non Public
1	Whether the Listed Entity has issued any partly paid up shares?	No	No	No	No
2	Whether the Listed Entity has issued any Convertible Securities ?	No	No	No	No
3	Whether the Listed Entity has issued any Warrants ?	No	No	No	No
4	Whether the Listed Entity has any shares against which depository receipts are issued?	No	No	No	No
5	Whether the Listed Entity has any shares in locked-in?	No	No	No	No
6	Whether any shares held by promoters are pledge or otherwise encumbered?	No	No		
7	Whether company has equity shares with differential voting rights?	No	No	No	No
8	Whether the listed entity has any significant beneficial owner?	Yes			



Table I - Summary Statement holding of specified securities											
Category (I)	Category of shareholder (II)	Nos. Of shareholders (III)	No. of fully paid up equity shares held (IV)	No. Of Partly paid-up equity shares held (V)	No. Of shares underlying Depository Receipts (VI)	Total nos. shares held (VII) = (IV)+(V)+(VI)	Shareholding as a % of total no. of shares (calculated as per SCRR, 1957) (VIII) As a % of (A+B+C2)	Number of Voting Rights held in each class of securities (IX)			
								No of Voting (XIV) Rights			Total as a % of (A+B+C)
								Class eg: X	Class eg: y	Total	
(A)	Promoter & Promoter Group	11	6591796			6591796	45.46	6591796		6591796	45.46
(B)	Public	22695	7908204			7908204	54.54	7908204		7908204	54.54
(C)	Non Promoter-Non Public										
(C1)	Shares underlying DRs										
(C2)	Shares held by Employee Trusts										
	Total	22706	14500000			14500000	100	14500000		14500000	100



**Table I - Summary Statement holding of specified securities**

Category (I)	Category of shareholder (II)	No. Of Shares Underlying Outstanding convertible securities (X)	No. of Shares Underlying Outstanding Warrants (Xi)	No. Of Shares Underlying Outstanding convertible securities and No. Of Warrants (Xi) (a)	Shareholding , as a % assuming full conversion of convertible securities ( as a percentage of diluted share capital) (XI)= (VII)+(X) As a % of (A+B+C2)	Number of Locked in shares (XII)		Number of Shares pledged or otherwise encumbered (XIII)		Number of equity shares held in dematerialized form (XIV)
						No. (a)	As a % of total Shares held (b)	No. (a)	As a % of total Shares held (b)	
(A)	Promoter & Promoter Group				45.46					6591796
(B)	Public				54.54					2979100
(C)	Non Promoter-Non Public									
(C1)	Shares underlying DRs									
(C2)	Shares held by Employee Trusts									
	Total				100					9570896



Table II - Statement showing shareholding pattern of the Promoter and Promoter Group											
Sr.	Category & Name of the Shareholders (I)	Nos. Of shareholders (III)	No. of fully paid up equity shares held (IV)	No. Of Partly paid-up equity shares held (V)	No. Of shares underlying Depository Receipts (VI)	Total nos. shares held (VII) = (IV)+ (V)+ (VI)	Shareholding as a % of total no. of shares (calculated as per SCRR, 1957) (VIII) As a % of (A+B+C2)	Number of Voting Rights held in each class of securities (IX)			
								No of Voting (XIV) Rights			Total as a % of Total Voting rights
								Class eg: X	Class eg:y	Total	
A	Table II - Statement showing shareholding pattern of the Promoter and Promoter Group										
(1)	Indian										
(a)	Individuals/Hindu undivided Family	5	1947500			1947500	13.43	1947500		1947500	13.43
(d)	Any Other (specify)	6	4644296			4644296	32.03	4644296		4644296	32.03
Sub-Total (A)(1)		11	6591796			6591796	45.46	6591796		6591796	45.46
(2)	Foreign										
Total Shareholding of Promoter and Promoter Group (A)= (A)(1)+(A)(2)		11	6591796			6591796	45.46	6591796		6591796	45.46
B	Table III - Statement showing shareholding pattern of the Public shareholder										
(1)	Institutions										
(f)	Financial Institutions/ Banks	4	35200			35200	0.24	35200		35200	0.24
Sub-Total (B)(1)		4	35200			35200	0.24	35200		35200	0.24
(3)	Non-institutions										
(a(i))	Individuals - i. Individual shareholders holding nominal share capital up to Rs. 2 lakhs.	22186	5593329			5593329	38.57	5593329		5593329	38.57
(a(ii))	Individuals - ii. Individual shareholders holding nominal share capital in excess of Rs. 2 lakhs.	12	467563			467563	3.22	467563		467563	3.22
(b)	NBFCs registered with RBI	1	500			500	0	500		500	0



(e)	Any Other (specify)	492	1811612			1811612	12.49	1811612		1811612	12.49
Sub-Total (B)(3)		22691	7873004			7873004	54.3	7873004		7873004	54.3
Total Public Shareholding (B)=(B)(1)+(B)(2)+(B)(3)		22695	7908204			7908204	54.54	7908204		7908204	54.54
C	Table IV - Statement showing shareholding pattern of the Non Promoter- Non Public shareholder										
Total (A+B+C2)		22706	14500000			14500000	100	14500000		14500000	100
Total (A+B+C)		22706	14500000			14500000	100	14500000		14500000	100





Table II - Statement showing shareholding pattern of the Promoter and Promoter Group									
Sr.	No. Of Shares Underlying Outstanding convertible securities (X)	No. of Shares Underlying Outstanding Warrants (Xi)	No. Of Shares Underlying Outstanding convertible securities and No. Of Warrants (Xi) (a)	Shareholding , as a % assuming full conversion of convertible securities ( as a percentage of diluted share capital) (XI)= (VII)+(X) As a % of (A+B+C2)	Number of Locked in shares (XII)		Number of Shares pledged or otherwise encumbered (XIII)		Number of equity shares held in dematerialized form (XIV)
					No. (a)	As a % of total Shares held (b)	No. (a)	As a % of total Shares held (b)	
A	Table II - Statement showing shareholding pattern of the Promoter and Promoter Group								
(1)	Indian								
(a)				13.43					1947500
(d)				32.03					4644296
Sub-Total (A) (1)				45.46					6591796
(2)	Foreign								
Total Shareholding of Promoter and Promoter Group (A)= (A)(1)+(A)(2)				45.46					6591796
B	Table III - Statement showing shareholding pattern of the Public shareholder								
(1)	Institutions								
(f)				0.24					23500
Sub-Total (B) (1)				0.24					23500
( 3 )	Non-institutions								
(a(i))				38.57					1731025
(a(ii))				3.22					443063
(b)				0					500
(e)				12.49					781012
Sub-Total (B) (3)				54.3					2955600
Total Public Shareholding (B)=(B)(1)+(B)(2)+(B)(3)				54.54					2979100
C	Table IV - Statement showing shareholding pattern of the Non Promoter- Non Public shareholder								
Total ( A+B+C2 )				100					9570896



Total (A+B+C)				100					9570896
Disclosure of notes on shareholding pattern								Textual Information(1)	






Text Block	
Textual Information()	<p>1) 233400 shares are in Calls in Arrears- by Other than Directors and Officers. 2) Mr. Sanjay Jatia, the promoter of Ramgopal Polytex Limited holds 61,800 (Sixty One Thousand Eight Hundred) equity shares in the Company in an individual capacity under demat account no. IN30047640409278. He is also partner in below mentioned partnership firm and holds below mentioned shares jointly with the other partner(s) through a separate demat accounts his name with his individual PAN, and hence we are giving total of both the shares under one name due to PAN clubbing: - He is holding 10,64,800 (Ten Lakh Sixty Four Thousand Eight Hundred) equity shares on behalf of Kalpana Trading Corporation jointly with the other partner(s), (Demat Account: IN30047640442142).</p>




Individuals/Hindu undivided Family						
Serial No.	1	2	3	4	5	
Name of the Shareholders (I)	MOHANLAL R JATIA	MOHANLAL S JATIA HUF	SANJAY M JATIA	SANJAY M JATIA (holding on behalf of J. M. Trading Corporation partnership firm with other partner)	SANJAY M JATIA (holding on behalf of Ramgopal & Sons, partnership firm with other partner)	Click here to go back
PAN (II)	AEEPJ0893A	AAIHM1038C	AAJPJ6813H	AAAFJ4949H	AAAFR8368Q	Total
No. of fully paid up equity shares held (IV)	135400	27000	1126600	455000	203500	1947500
No. Of Partly paid-up equity shares held (V)						
No. Of shares underlying Depository Receipts (VI)						
Total nos. shares held (VII) = (IV)+ (V)+ (VI)	135400	27000	1126600	455000	203500	1947500
Shareholding as a % of total no. of shares (calculated as per SCRR, 1957) (VIII) As a % of (A+B+C2)	0.93	0.19	7.77	3.14	1.4	13.43
Number of Voting Rights held in each class of securities (IX)						
Class eg:X	135400	27000	1126600	455000	203500	1947500
Class eg:y						
Total	135400	27000	1126600	455000	203500	1947500
Total as a % of Total Voting rights	0.93	0.19	7.77	3.14	1.4	13.43
No. Of Shares Underlying Outstanding convertible securities (X)						
No. of Shares Underlying Outstanding Warrants (Xi)						
No. Of Shares Underlying Outstanding convertible securities and No.						




Of Warrants (Xi) (a)						
Shareholding, as a % assuming full conversion of convertible securities (as a percentage of diluted share capital) (XI)= (VII)+(Xi)(a) As a % of (A+B+C2)	0.93	0.19	7.77	3.14	1.4	13.43
Number of Locked in shares (XII)						
No. (a)						
As a % of total Shares held (b)						
Number of Shares pledged or otherwise encumbered (XIII)						
No. (a)						
As a % of total Shares held (b)						
Number of equity shares held in dematerialized form (XIV)	135400	27000	1126600	455000	203500	1947500
Reason for not providing PAN						
Reason for not providing PAN						
Shareholder type	Promoter	Promoter Group	Promoter	Promoter Group	Promoter Group	



Any Other (specify)						
Serial No.	1	2	3	4	5	6
Category	Other	Other	Other	Other	Other	Other
Name of the Shareholders (I)	J M COMMODITIES LIMITED	RAMGOPAL INVESTMENT & TRDG. CO. PVT. LTD.	RAMGOPAL SYNTHETICS LIMITED	RAMGOPAL TEXTILES LTD	TARAPUR SYNTHETICS PVT LTD	TARAPUR VASTRA UDYOG PVT LTD
PAN (II)	AAACJ0264E	AAACR2210A	AAACR5010Q	AAACR0435P	AABCT2020R	AABCT2706N
No. of the Shareholders (I)	1	1	1	1	1	1
No. of fully paid up equity shares held (IV)	665900	822196	883000	1822500	199600	251100
No. Of Partly paid-up equity shares held (V)						
No. Of shares underlying Depository Receipts (VI)						
Total nos. shares held (VII) = (IV)+ (V)+ (VI)	665900	822196	883000	1822500	199600	251100
Shareholding as a % of total no. of shares (calculated as per SCRR, 1957) (VIII) As a % of (A+B+C2)	4.59	5.67	6.09	12.57	1.38	1.73
Number of Voting Rights held in each class of securities (IX)						
Class eg: X	665900	822196	883000	1822500	199600	251100
Class eg: y						
Total	665900	822196	883000	1822500	199600	251100
Total as a % of Total Voting rights	4.59	5.67	6.09	12.57	1.38	1.73
No. Of Shares Underlying Outstanding convertible securities (X)						
No. of Shares Underlying Outstanding Warrants (Xi)						
No. Of Shares Underlying Outstanding						




convertible securities and No. Of Warrants (XI) (a)						
Shareholding, as a % assuming full conversion of convertible securities (as a percentage of diluted share capital) (XI) = (VII)+(X) As a % of (A+B+C2)	4.59	5.67	6.09	12.57	1.38	1.73
Number of Locked in shares (XII)						
No. (a)						
As a % of total Shares held (b)						
Number of Shares pledged or otherwise encumbered (XIII)						
No. (a)						
As a % of total Shares held (b)						
Number of equity shares held in dematerialized form (XIV)	665900	822196	883000	1822500	199600	251100
Reason for not providing PAN						
Reason for not providing PAN						
Shareholder type	Promoter Group	Promoter Group	Promoter Group	Promoter Group	Promoter Group	Promoter Group




Any Other (specify)	
Serial No.	
Category	<a href="#">Click here to go back</a>
Name of the Shareholders (I)	
PAN (II)	Total
No. of the Shareholders (I)	6
No. of fully paid up equity shares held (IV)	4644296
No. Of Partly paid-up equity shares held (V)	
No. Of shares underlying Depository Receipts (VI)	
Total nos. shares held (VII) = (IV)+ (V)+ (VI)	4644296
Shareholding as a % of total no. of shares (calculated as per SCRR, 1957) (VIII) As a % of (A+B+C2)	32.03
Number of Voting Rights held in each class of securities (IX)	
Class eg: X	4644296
Class eg: y	
Total	4644296
Total as a % of Total Voting rights	32.03
No. Of Shares Underlying Outstanding convertible securities (X)	
No. of Shares Underlying Outstanding Warrants (Xi)	
No. Of Shares Underlying Outstanding convertible securities and No.	



Of Warrants (Xi) (a)	
Shareholding, as a % assuming full conversion of convertible securities (as a percentage of diluted share capital) (XI)= (VII)+(X) As a % of (A+B+C2)	32.03
Number of Locked in shares (XII)	
No. (a)	
As a % of total Shares held (b)	
Number of Shares pledged or otherwise encumbered (XIII)	
No. (a)	
As a % of total Shares held (b)	
Number of equity shares held in dematerialized form (XIV)	4644296
Reason for not providing PAN	
Reason for not providing PAN	
Shareholder type	




Any Other (specify)						
Serial No.	1	2	3	4	5	6
Category	Bodies Corporate	Clearing Members	HUF	Non-Resident Indian (NRI)	Overseas Corporate Bodies	Overseas Corporate Bodies
Category / More than 1 percentage	Category	Category	Category	Category	Category	More than 1 percentage of shareholding
Name of the Shareholders (I)						ASIA ASSETS & DEVELOPMENT INC
PAN (II)						ZZZZZ9999Z
No. of the Shareholders (I)	71	18	51	348	4	1
No. of fully paid up equity shares held (IV)	375003	22182	51965	1128462	234000	150000
No. Of Partly paid-up equity shares held (V)						
No. Of shares underlying Depository Receipts (VI)						
Total nos. shares held (VII) = (IV)+ (V)+ (VI)	375003	22182	51965	1128462	234000	150000
Shareholding as a % of total no. of shares (calculated as per SCRR, 1957) (VIII) As a % of (A+B+C2)	2.59	0.15	0.36	7.78	1.61	1.03
Number of Voting Rights held in each class of securities (IX)						
Class eg: X	375003	22182	51965	1128462	234000	150000
Class eg: y						
Total	375003	22182	51965	1128462	234000	150000
Total as a % of Total Voting rights	2.59	0.15	0.36	7.78	1.61	1.03
No. Of Shares Underlying Outstanding convertible securities (X)						
No. of Shares Underlying Outstanding Warrants (Xi)						
No. Of Shares Underlying						







Outstanding convertible securities and No. Of Warrants (XI) (a)						
Shareholding , as a % assuming full conversion of convertible securities (as a percentage of diluted share capital) (XI)= (VII)+(X) As a % of (A÷B+C2)	2.59	0.15	0.36	7.78	1.61	1.03
Number of Locked in shares (XII)						
No. (a)						
As a % of total Shares held (b)						
Number of equity shares held in dematerialized form (XIV)	135103	22182	51965	571762	0	0
Reason for not providing PAN						
Reason for not providing PAN						Textual Information(1)




Any Other (specify)	
Serial No.	
Category	
Category / More than 1 percentage	
Name of the Shareholders (I)	Click here to go back
PAN (II)	Total
No. of the Shareholders (I)	492
No. of fully paid up equity shares held (IV)	1811612
No. Of Partly paid-up equity shares held (V)	
No. Of shares underlying Depository Receipts (VI)	
Total nos. shares held (VII) = (IV)+ (V)+ (VI)	1811612
Shareholding as a % of total no. of shares (calculated as per SCRR, 1957) (VIII) As a % of (A+B+C2)	12.49
Number of Voting Rights held in each class of securities (IX)	
Class eg: X	1811612
Class eg: y	
Total	1811612
Total as a % of Total Voting rights	12.49
No. Of Shares Underlying Outstanding convertible securities (X)	
No. of Shares Underlying Outstanding Warrants (Xi)	
No. Of Shares Underlying Outstanding convertible	



securities and No. Of Warrants (XI) (a)	
Shareholding , as a % assuming full conversion of convertible securities (as a percentage of diluted share capital) (XI)= (VII)+(X) As a % of (A+B+C2)	12.49
Number of Locked in shares (XII)	
No. (a)	
As a % of total Shares held (b)	
Number of equity shares held in dematerialized form (XIV)	781012
Reason for not providing PAN	
Reason for not providing PAN	



Text Block	
Textual Information(1)	ASIA ASSETS & DEVELOPMENT INC is overseas corporate body and hence, PAN is not available



significant beneficial owners																
Sr. No.	Details of the SBO					Details of the registered owner					Details of holding/ exercise of right of the SBO in the reporting company, whether direct or indirect*:					Date of creation / acquisition of significant beneficial interest
	Name	PAN	Passport No. in case of a foreign national	Nationality	Nationality (Applicable in case of Any other is selected)	Name	PAN	Passport No. in case of a foreign national	Nationality	Nationality (Applicable in case of Any other is selected)	Whether by virtue of:					
											Shares	Voting rights	Rights on distributable dividend or any other distribution	Exercise of control	Exercise of significant influence	
1	Sanjay Jatia	AAJPJ6813H		India		RAMGOPAL TEXTILES LIMITED	AAACR0435P		India		6.25	6.25	6.25	No	No	24-01-2017
Total:											6.25	6.25	6.25			
2	Shalini Jatia	ABAPJ2255P		India		RAMGOPAL TEXTILES LIMITED	AAACR0435P		India		6.25	6.25	6.25	No	No	24-01-2017
Total:											6.25	6.25	6.25			
3	Sanjay Jatia	AAJPJ6813H		India		RAMGOPAL INVESTMENT & TRDG. CO. PVT. LTD.	AAACR2210A		India		2.84	2.84	2.84	No	No	24-01-2017
Total:											15.34	15.34	15.34			
4	Shalini Jatia	ABAPJ2255P		India		RAMGOPAL INVESTMENT & TRDG. CO. PVT. LTD.	AAACR2210A		India		2.83	2.83	2.83	No	No	24-01-2017
Total:											11.92	11.92	11.92			
5	Sanjay Jatia	AAJPJ6813H		India		RAMGOPAL SYNTHETICS LIMITED	AAACR5010Q		India		1.52	1.52	1.52	No	No	24-01-2017
Total:											19.69	19.69	19.69			
6	Shalini Jatia	ABAPJ2255P		India		RAMGOPAL SYNTHETICS LIMITED	AAACR5010Q		India		1.52	1.52	1.52	No	No	24-01-2017
Total:											14.96	14.96	14.96			
7	Sanjay Jatia	AAJPJ6813H		India		J M COMMODITIES LIMITED	AAACJ0264E		India		2.3	2.3	2.3	No	No	24-01-2017
Total:											23.51	23.51	23.51			
8	Shalini Jatia	ABAPJ2255P		India		J M COMMODITIES LIMITED	AAACJ0264E		India		2.29	2.29	2.29	No	No	24-01-2017
Total:											19.55	19.55	19.55			



9	Sanjay Jatia	AAJPJ6813H		India		TARAPUR SYNTHETICS PVT. LTD.	AABCT2020R		India		0.27	0.27	0.27	No	No	24-01-2017
Total:											26.07	26.07	26.07			
10	Shalini Jatia	ABAPJ2255P		India		TARAPUR SYNTHETICS PVT. LTD.	AABCT2020R		India		0.27	0.27	0.27	No	No	24-01-2017
Total:											20.09	20.09	20.09			
11	Sanjay Jatia	AAJPJ6813H		India		TARAPUR VASTRA UDYOG PVT. LTD.	AABCT2706N		India		0.43	0.43	0.43	No	No	24-01-2017
Total:											26.77	26.77	26.77			
12	Shalini Jatia	ABAPJ2255P		India		TARAPUR VASTRA UDYOG PVT. LTD.	AABCT2706N		India		0.43	0.43	0.43	No	No	24-01-2017
Total:											20.95	20.95	20.95			
13	Sanjay Jatia	AAJPJ6813H		India		J. M. Trading Corporation (Partnership Firm)	AAAFJ4949H		India		1.57	1.57	1.57	No	No	01-12-2014
Total:											28.77	28.77	28.77			
14	Shalini Jatia	ABAPJ2255P		India		J. M. Trading Corporation (Partnership Firm)	AAAFJ4949H		India		1.57	1.57	1.57	No	No	01-12-2014
Total:											24.09	24.09	24.09			
15	Sanjay Jatia	AAJPJ6813H		India		Ramgopal & Sons (Partnership Firm)	AAAFR8368Q		India		0.7	0.7	0.7	No	No	01-12-2014
Total:											31.04	31.04	31.04			
16	Shalini Jatia	ABAPJ2255P		India		Ramgopal & Sons (Partnership Firm)	AAAFR8368Q		India		0.7	0.7	0.7	No	No	01-12-2014
Total:											25.49	25.49	25.49			
17	Sanjay Jatia	AAJPJ6813H		India		Kalpna Trading Corporation (Partnership Firm)	AAAFK7082L		India		3.67	3.67	3.67	No	No	24-01-2017
Total:											35.41	35.41	35.41			
18	Shalini Jatia	ABAPJ2255P		India		Kalpna Trading Corporation (Partnership Firm)	AAAFK7082L		India		3.67	3.67	3.67	No	No	24-01-2017
Total:											32.83	32.83	32.83			

